














Focus: Examining several creatures that live near or in gardens. Learn about their role in the garden ecosystem.

Letters: Ww, Bb, Cc, Ll	Numbers: 1-10	Color/Shapes: Black/Red/Circle	Math Concepts: Number Sense	Literacy Concepts: Sequencing, Sn Blend	Sight Words: on, up, like, with, has, can, off, away, big, see
-----------------------------------	-------------------------	--	---------------------------------------	---	--

<p>Classroom Decoration and Play Areas:</p> <p>Interactive Life Cycle Bulletin Board</p> <p>Create a bulletin board with the life cycle of a bee, ladybug, and butterfly printables from KidsSoup. The items will be removable so children can interact with the display and extend their learning of the lifecycles.</p> 	<p>Sensory / Small World:</p> <p>Critter Hunt – Take magnifying glasses, small shovels, and small rakes outside to look for garden critters. Check off the critters the children are able to find.</p> 	<p>Play Dough Center / Fine Motor Skills</p> <p>Critter Sculptures</p> <p>Print photos of lady bugs, butterflies, caterpillars, snails and worms. Place them on the table with Model Magic. Encourage the children to create their critter by using the photos. Allow the sculptures to dry and then provide acrylic paint to complete their pieces.</p> 
<p>Block / Dramatic Play Center:</p> <p>Add large and small rocks, artificial grass, silk flowers, and insect counters to block area to enhance their block play.</p>	<p>Observation Station for Science:</p> <p>Worm Observations – Go to a bait shop and buy a few small containers of live worms. Place with worms with their dirt onto trays for the children to observe. Allow them to gently pick them up or touch them. After the activity, release the worms in your classroom garden.</p>	<p>Gross Motor Skills:</p> <p>Act it Out Critters</p> <p>Throughout the week have children travel from one part of the room to another by crawling like a ladybug, wiggling like a worm, inching like a caterpillar, flying like a butterfly or buzzing like a bee.</p>

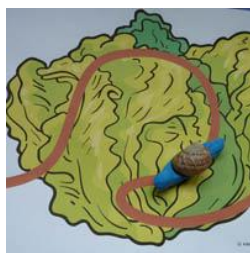
	Large Group Time	Small Group	Literature	Art
MO	<p>Focus: Garden Critters</p> 	<p>Who's that Garden Critter Booklet</p>  <p>Critter Hunt Clip Cards</p> 	<p>Book: Who's that Garden Critter</p> 	<p>Critter Sculptures</p> 
TU	<p>Focus: W for Worm</p> 	<p>Worm Patterns</p>  <p>W for Worm Exploration Mats</p> 	<p>Book: Wila Worm Wiggles</p> 	<p>W for Worm Artwork</p> 

WE

Focus: [Snails](#)



[Snail Fine Motor Skills Activity](#)



[Hungry Snails Letter Matching](#)




Book: [The Biggest House in the World](#)



[Finger Print Snail Art](#)



[Sidney Snail Bumps into William Worm Emergent](#)



TH

Focus: [Ladybugs](#)



[Bugs in Jar Number Sense Activity](#)




[Smug the Ladybug -ug Word Family Game](#)



Book:

[Are You a Ladybug? \(Backyard Books\)](#)



[Ladybugs Potato Prints](#)



[Smug the Ladybug -ug Word Family Emergent Reader](#)



FR

Focus: [Bees](#)



[Bee Numbers Recognition Activity](#)




[Collecting Nectar and Pollen Fine Motor Skills Activity](#)



Book: [In the Trees, Honey Bees!](#)



[Life Cycle of a Bee Booklet](#)




[Bee Spoon Puppet](#)



MO

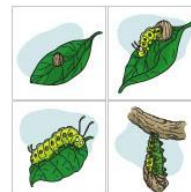
Focus: [Caterpillar and Butterflies Life Cycle](#)




[Butterfly Life Cycle Caterpillar Book](#)




[Butterfly Life Cycle Sequencing Cards](#)



Book: [The Very Hungry Caterpillar](#)



[Butterfly Life Cycle Book](#)



[Butterfly and Caterpillar Clothespin Craft](#)

